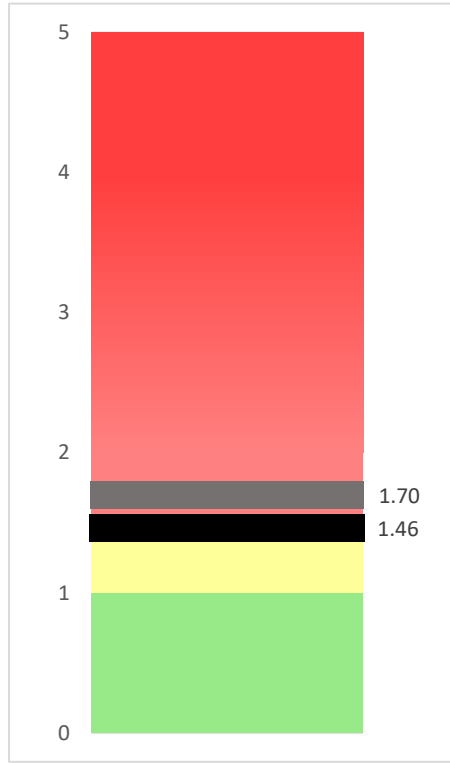




Functional NeuroCognitive Imaging Report



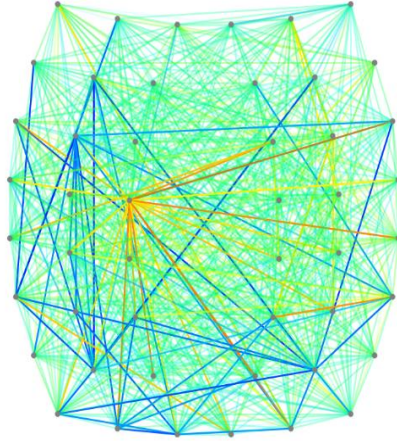
Severity Index Cumulative Score (SICS)

Brain Region Score	1.46
Connectivity Score	1.70

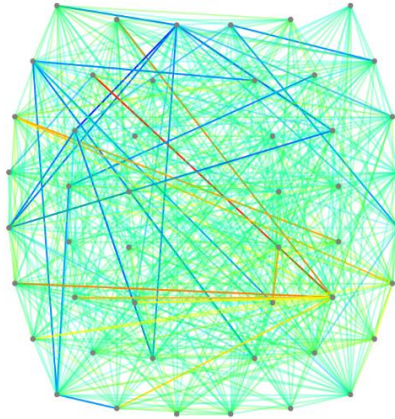
Top 5 Brain Regions to Work on:

- | | | |
|---|--|---|
| 1 | Right Paracentral
<i>Hypoactive - Executive</i> | Mental Imagery, Emotional Control, & High-Level Thinking |
| 2 | Right Precuneus
<i>Hypoactive - Visual</i> | Self-Awareness, Agency |
| 3 | Right Precentral
<i>Hypoactive - Subcortical</i> | Control of Voluntary Movement |
| 4 | Right Inferior Parietal Lobule
<i>Hypoactive - Visual & Memory</i> | Assessing Facial Expressions, Social Understanding, Smell |
| 5 | Right Lateral Occipital Gyrus
<i>Hyperactive - Visual</i> | Object Identification |

Interregion Communication: Matrix Reasoning Search Test



Interregion Communication: Picture Naming Memory Test



Interregion Communication: Verbal Fluency Category Test

